


Welcome to Expo Narrow Gauge[®] 2009

We hope that you will enjoy
your day

The show is open from 10.30am to 5.30pm



Welcome again to Swanley for Expo Narrow Gauge 2009. Following last year's double anniversary show, we've a lot to live up to! As ever, we have worked hard to bring you the best in narrow gauge modelling from across Britain and our friends on the continent. We know that this year's show will not be as big an extravaganza as last year's ExpoNG but we hope you will agree that the quality of exhibits remains high. Quality, not quantity, has always been our ethos and we all hope that you will find something of interest amongst the exhibits.

Refreshments are available in the main leisure centre complex. Please retain your ticket as readmission can only be allowed on presentation of a valid ticket. If you have any questions, please ask at the G&DNGRS stand (number one), or anyone wearing a Stewards' badge.

Cameras may only be used within the exhibition halls. **Photography is STRICTLY FORBIDDEN in any other part of the Leisure Centre** – anyone found using a camera outside of the ExpoNG halls will face the consequences of their actions.

PLEASE ASK BEFORE TAKING PHOTOGRAPHS OR VIDEOS – it is only courteous, and camera flashes and video cameras can often have an adverse effect on operation!

Exhibitors are pleased to answer questions about their work, but please wait until a suitable break in operation so as not to disturb their concentration.

The winners of our two annual trophies will be announced at around 3.30pm. The David Lloyd Memorial Trophy is awarded by the G&DNGRS, the OO9 Society and the 7mm NGA and The Reinier Hendriksen Trophy is awarded by the RACOONS Group. Both are awarded for excellence in narrow gauge modelling. Last year's winners were Gordon and Maggie Gravett for 'Pempoul' and John Wormington for 'Bachdale and Dibley Level'.

This year, our now annual competition has been renamed in honour of our long time Chairman and founder member Dave Brewer who sadly passed away in September 2008. This year's challenge is designed around the subject of servicing or maintaining locomotives or rolling stock. We have received a number of entries in various scales – and these can be seen on stand three in the main hall. The winner – along with those of our two other trophies, will also be announced during the afternoon.

Please consider others if you are carrying a rucksack or bag on your back!

1) Greenwich and District Narrow Gauge Railway Society

www.gdngrs.com www.expong.org

2) Meridian Models

40 Moreland Avenue, South Benfleet, Essex SS7 4HB

3) The Dave Brewer Challenge

The rules of this year's challenge were as follows:

- The theme of the 2009 competition is to model a static diorama illustrating some aspect of the servicing or maintenance of narrow gauge locos or rolling stock.
- It can be as simple or complex as desired in the space available, but must contain a minimum of one vehicle.
- The maximum length and width of the model shall be 60 scale feet, for example:
 - a) in 4 mm scale (1:76) the limit is 240 mm
 - b) in 7 mm scale (1:43) the limit is 420 mm
- The model does not have to be a regular shape, as long as the maximum dimensions are not exceeded.

Chipping Clinker Locomotive Works

Cuckoo Lane Anglicisation Works

Ike A Costabuck

Jones the Steam stops for tea

Ole Bill Springs

Werkstatt

Gn15

009

On30

O-16.5

009

HOf

Mark Goodwin

Stephen Fulljames

Martin Biswell

Matt Wildsmith

Robin Winter

Boštjan Jarc

4) Victors Scale Models

www.victorsmodel.co.uk

5) Nigel Lawton 009

77 Katherine Way, Seaford, East Sussex BN25 2XF

www.nigellawton009.com

6) KBScale

10 Longsdon Way, Caterham, Surrey CR3 6BN

www.kbscale.com.

7) 7mm Narrow Gauge Association and Sales

www.7mmnga.org.uk

8) Leighton Buzzard NGRS & Greensand Locomotive Trust

<http://www.btinternet.com/~buzzrail/index.html>

9) Blackham Transfers

9 Benar View, Blaenau Ffestiniog, Gwynedd LL41 3UT. Tel: 01766 832003

www.blackhamtransfers.com

10) Parkside Dundas

Millie Street, Kirkcaldy, Fife KY1 2NL. Tel: 01592 640896

www.park-sidedundas.co.uk

11) Gneiss Farm

Gerry Bullock
G scale, 16.5mm gauge Gn15

This small layout, set in Somerset, depicts a remote rural farm with access available only via narrow farm lanes that are only passable by tractor. The landowner – in the tradition of Heywood – has a love of railways and has constructed a narrow gauge link to the local branch line that, by fortune, passes over the land of adjoining farms that benefit from the link to the nearby market town. He also has his own steam loco – a replica of Heywood's EFFIE, which is used to transport his mother to the local market.

Goods in include wood for heating, farm materials, empty cider barrels plus empty boxes for fruit produced on the farm. The shopping from the local town is also delivered by the railway, in fact the wife of the owner of Gneiss Farm has her own Shopping Trolley loco modelled on a Cuban sugar cane locomotive (don't ask!)

Goods out include full farmhouse honey, cider barrels, boxes of fruit and, from some farms, the occasional sheep wagon. Apart from a flock of sheep, other animals are kept on the Farm – but only to supply family needs.

12) Atlantic Publishers

83 Parkanaur Avenue, Southend on Sea SSI 3JA

www.atlanticpublishers.com

13) Whitsend Tramway

Graham and Caroline Watling
4mm scale, 9mm gauge 009

This fictitious layout set in the late 1960s was inspired by the buildings and villages of the North Yorkshire coast. Many of the cottages are scratch built using Wills embossed plastic sheets, some are modified kits or re-painted Hornby Skaledale buildings.

I do really like tramway prototypes so the rolling stock reflects this, the locos are a mix of Paul Windle models and kits (white metal bodies with N gauge chassis). Most of the coaches are modified ready to run vehicles.

14) Sullivan Bindery & Roy C Link Publications

33 Bedford Road, Colchester, Essex CO4 5LS. Tel: 01206 752630

Narrow Gauge & Industrial, Cambrian Forge, Garndolbenmaen, Gwynedd LL51 9RX.

Tel: 01766 530784. www.narrowgaugeandindustrial.com

15) The 009 Society

www.009society.com

16) N-Drive Productions

Burnside Nursery, 52 Greenrig Road, Hawksland, Lesmaghow, South Lanarkshire ML11 9QB.

Tel: 01555 661537 www.n-driveproductions.com

17) Oro Grande Railroad

William Loyd

The layout depicts the end of a short branch on the narrow gauge Oro Grande Railroad set in the United States of America. The reason behind the layout was the purchase of an 'American Hoist & Derrick Ditcher' from Backwoods Miniatures and to show this working in a quarry. The layout also features a small engine shed with ash pit and office.

The layout features hand built track and points at a track gauge of 14.2mm, with a selection of kit built locomotives and rolling stock. The buildings are all of wood construction from either Banta Modelworks or Western Scale Models. The ground cover is by Green Scene, Heki and Woodlands Scenics.

18) Model Railway Press

19) Eileen's Emporium

Unit 19, 12 Highnam Business Centre, Newent Road, Gloucester GL2 8DN

Tel: 0117 230 0045 www.eileensemporium.com

20) 5.5 mm Narrow Gauge Railway Association

<http://www.blackhamtransfers.com/55/5andahalflogo.html>

21) Darjeeling Himalayan Railway Society

www.dhrs.org

22) S & D Models

Highbridge Works, PO Box 101, Burnham on Sea TA9 4WA

www.sanddmodels.co.uk

23) Welshpool & Llanfair Light Railway Society Book Sales

www.wllr.org.uk

24) Port Wynnstay Models

20 Willson Road, Littleover, Derby DE23 1BZ

www.portwynnstay.co.uk

25) Lynton & Barnstaple Railway Association

www.lynton-rail.co.uk

26) Holbeach Estates Railway

Stephen Sullivan
4mm scale, 9mm gauge 009

This layout is intended to represent one of the Lincolnshire 'Potato Railways' which ran between the 1920s and the 1950s, although it is not a model of the real line at Holbeach. Instead, you need to imagine that Holbeach, like the much more famous Nocton, is one of the bigger estates, and the so called 'Potato Railway' serves many other agricultural purposes, centred upon the feed mill which is featured in the module displayed here.

Trains arrive from the fields via the line that curves in from the back of the mill. Once past the mill, there are holding sidings which will serve the storage sheds and the 'chitting shed' for the potato traffic, when this is built. Trains need to reverse to reach the mill, where there

is a loop with a couple of sidings to hold spare wagons. A long siding serves a pig farm, just as it did at Nocton.

I began work on this layout in Summer 2006, in very limited spare time, and so it is not yet fully detailed, although fully operational. Several compromises to get things advanced this far, in particular, Peco track is used for most of the layout. The pig farm branch uses hand-built track work and code 60 rail, which gives a much 'lighter' effect, more in keeping with the real thing.

This is my first 009 layout in 24 years, although I have built plenty of locos and stock during that time. Services on Holbeach are therefore run using a wide variety of ex-War Department stock in a variety of guises, taken from my WD, Ashover and Ffestiniog collections. Motive power is provided by a range of small diesels and petrol electrics, in some cases spectators may be hard pressed to identify the kits. Alas, at the moment there are no 20hp Simplex locos, which were the mainstay of the Potato Railways in real life – work is ongoing with Nigel Lawton's kits for a couple of these. An occasional steam loco may appear towards the end of the day!

The points are operated by wire and tube, linked to a slide switch that also controls the polarity and means that the point blades aren't relied upon to pass current. Hand-held Pentrollers are used for control with Gaugemaster type 'W' controllers as back up. Most of the rolling stock uses DG couplers intended for 2mm scale, modified to make them compatible with the 'standard' 009 coupler. Most of the scenery is grass and potato fields. The mats for these are by Silflor and Auhagen imported by International Models.

The tractor that shuttles backwards and forwards from time to time operates on the Faller roadway system.

27) EDM Models

19 Briar Avenue, Acomb, York YO26 5BX. Tel: 01904 331973 (evenings) www.ngtrains.com

28) Willowdale Light Railway

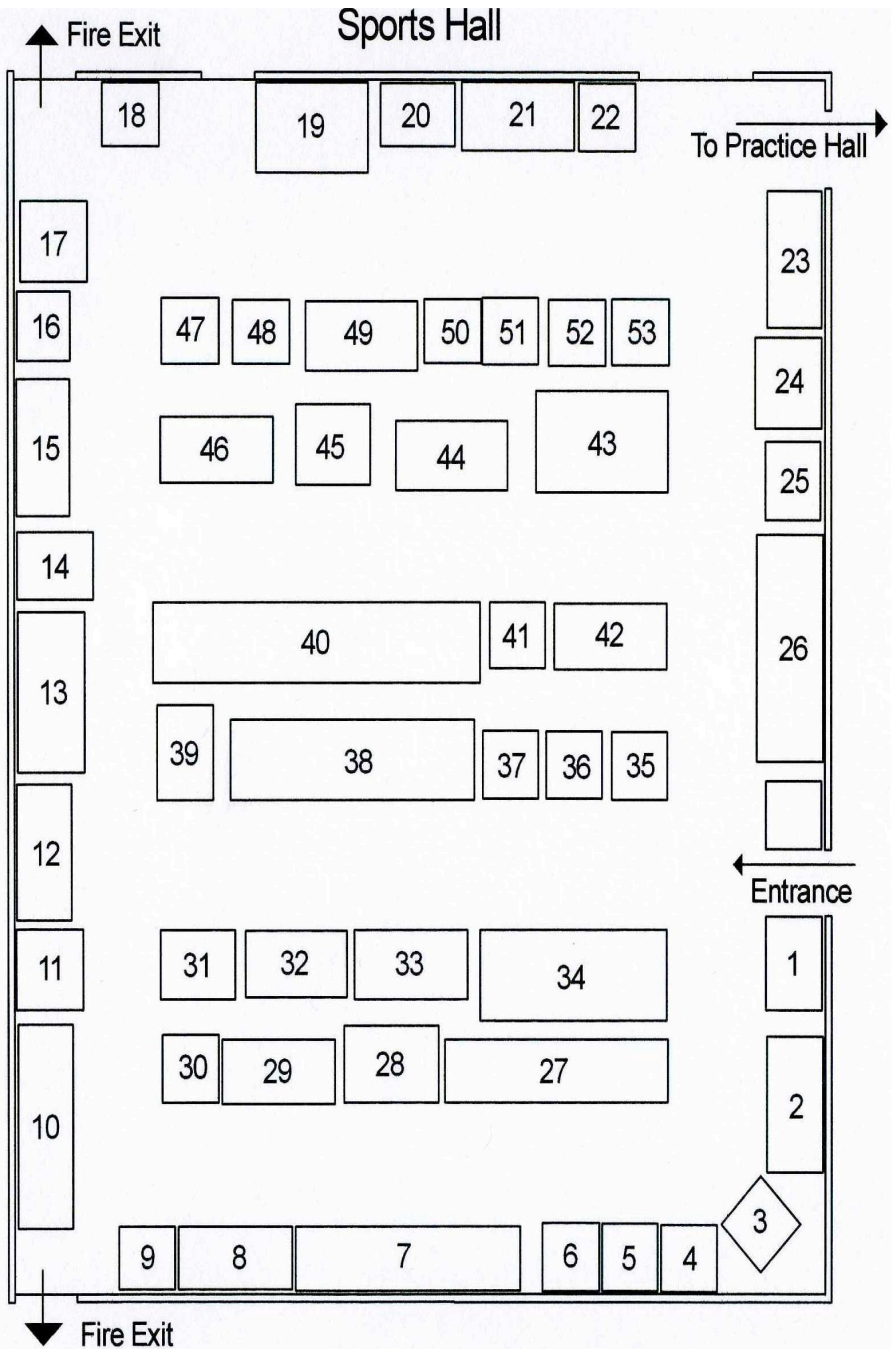
Don Sibley
1/50th scale, 18.2mm gauge

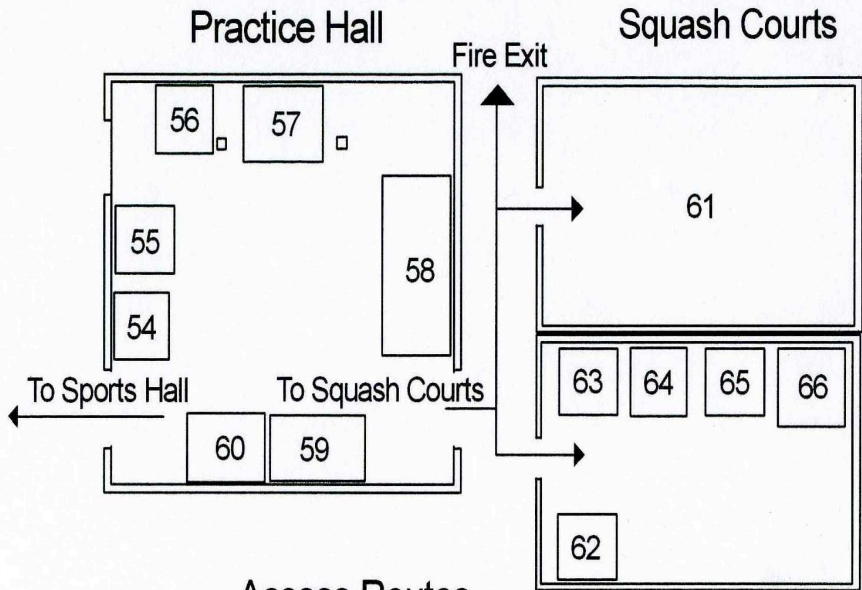
The Willowdale Light Railway (three foot gauge) is seen in the mid 1920s. The railway was in financial difficulties, but after Mr Toad's exciting escape on one of its locomotives, the company was taken over: (Chairman: Mr Toad, General Manager: Mr Badger, Board Members: Mr Mole and Mr Rat). It now provides a service for tourists wishing to visit Toad Hall, as well as the former traffic in coal and agricultural products.

Now for the serious bit! Track is code 60 flat bottom rail, soldered to PCB sleepers. Buildings are made from 'Creativ' hard foam board, scribed to represent stonework. Locomotives are hand built from brass, rolling stock from brass and plastic sheet. The layout is populated with 1:50 architectural or military figures, suitable adapted using 'Milliput'.

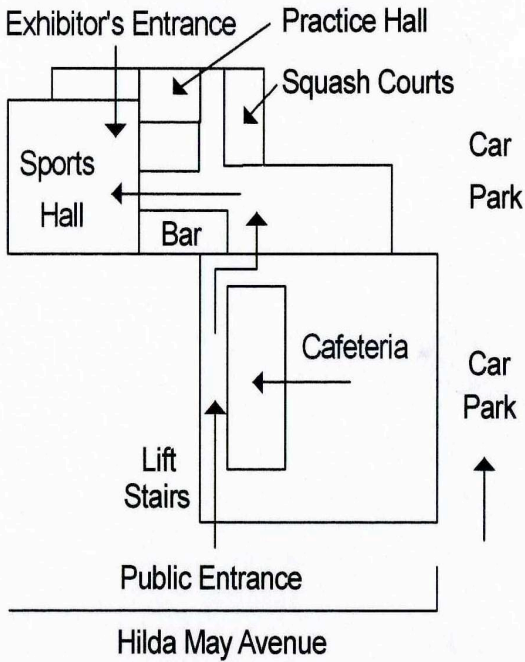
29) Andrew Neale Books

7 Vinery Road, Leeds, West Yorkshire LS4 2LB. Tel: 01132 758314 www.railway-books.co.uk





Access Routes



30) Plateway Press

Taverner House, Harling Road, Norwich, Norfolk NR16 2QR

www.plateway.co.uk

31) Branchlines

PO Box 4293, Westbury BA13 9AA. Tel: 01373 822231

branchlines.blogspot.com

32) Smallbrook Studio

Smallbrook House, Gunville West, Newport, Isle of Wight PO30 5LEW. Tel: 01983 520584

www.smallbrookstudio.com

33) Roxey Mouldings

58 Dudley Road, Walton on Thames, Surrey KT12 2JU. Tel: 01932 245439

www.roxeymouldings.co.uk

34) Stubbswood Quay

Brian Stubbles

7mm scale, 16.5mm gauge O-16.5

Stubbswood Quay is a fictitious harbour scene set in and around the mid 1950s, on the south coast of England. Warehouse facilities are situated along the quayside with cargo being stored until collection for distribution abroad and also to parts of the mainland.

Activity in the port is mainly narrow gauge loco's and rolling stock with shunting and placement being undertaken. Ships moored alongside the quay get unloaded and then reloaded in readiness to sail on the next high tide available. The business that the port shows reflects the way things were done over half a century ago.

35) Gramodels

18 Lower Tail, Carpenders Park, Watford WD19 5DD

www.gramodels.co.uk

36) Dorset Kits

Wollongbar, 92 Wimborne Road West, Wimborne, Dorset BH21 2DS. Tel: 01202 881255

37) Mercian Models

14 Market Way, Hagley, West Midlands DY9 9LT. Tel: 01562 884800 www.modelrailways.tv

38) Camp 93 Parsons Lumber Company

Richard Turner

¼ inch scale, 16.5mm gauge On30

Camp 93 is a prototypical logging operation based in Washington State towards the end of the logging in the 1930's. The layout is O scale ¼ inch to the foot (1:48) and with a track gauge of 30 inches.

Operation of locomotives and layout is by DCC with sound. Listen to the clanking of pistons and the echoes of steam whistles through the mountain gorge and tall timbers. Gradients of 8% are worked hard to bring logs of up to 12 feet scale diameter down from the fell, remaining layout trees are up to 16 feet diameter and disappear into the lighting facia. Locomotives include Shay and Climax geared locomotives which can be seen working a small supply yard and moving logs down the inclines from higher camps off to the mills. A variety of other stock can be seen including rail trucks and rail buses.

39) Slim Gauge Circle

40) St Jean sur Mer

Peter Smith
G scale, 45mm gauge

St Jean sur Mer is an imaginary seaside town on the coast of Picardie in Northern France. The layout represents the terminus of a metre gauge line serving the town, with a standard gauge line also serving the quayside in the manner of the nearby Baie de Somme line at St Valery sur Somme – the inspiration for the layout. The period is the late 1950s, The line makes a junction with the SNCF Calais to Paris main line at Verton.

A network of metre gauge lines is imagined to have served the area south of the town of Berck, on the border of Picardie and the Boulogne region to the north, known collectively as the 'Picardie Coast Railway' or 'Reseau de Cote de Picardie'. Such lines often survived into the 1960s, especially in seaside areas where tourists brought welcome traffic.

The layout is G scale (1/22.5), and features hand built track including dual gauge point work as well as kit, ready to run conversions and scratch built loco's and rolling stock. The buildings are also scratch built.

41) Smokey Bottom Lumber Company

SBLC, B.P.76, 19400 Argentat

www.smokeybottom.com

42) Wrightlines / ABS Models

93 Napier Road, Poole, Dorset BH15 4LX. Tel: 01202 672891

43) Tan y Bwlch

Angus Watkins
4mm scale, 9mm gauge 009

The two foot gauge Festiniog Railway began as a horse drawn railway carrying slates from the huge quarries at Blaenau Festiniog in North Wales down to the coast at Portmadoc. From Portmadoc they were shipped to many places in the UK and Europe. The Festiniog adopted steam haulage in the 1860s to handle the increased levels of traffic. Tan y Bwlch, about halfway along the line, was an important crossing station on the mainly single track FR. Its loop allowed long slate trains, running down to Portmadoc under gravity alone, to pass equally long loco-hauled mixed trains taking passengers and empty slate wagons up to Blaenau Festiniog.

The layout attempts to portray Tan y Bwlch station in the early 1900s, before the station building was extended to make a dwelling house for the station master, and our aim is to show one full day's running on the FR at that time – with quarrymen's trains, gravity slate trains, passenger trains and mixed trains passing through and crossing at this important narrow gauge station.

The buildings, trees and walls are scratch built. The track, except for one point, is Peco. The stock is a mixture of kits and scratch building and illustrates the story of my attempts to model FR vehicles over a span of some forty years – some vehicles are real 'heritage' items!

44) G Scale Society

www.g-scale-society.co.uk

45) Dunbracken

Tom Dauben
4mm scale, 9mm gauge 009

Dunbracken is a 009 layout which is built on an ironing board. It represents the quayside terminus of a network of a fictitious line running in the Scottish Highlands. The layout was built as a test for untried scenic techniques, DCC and various other aspects of the hobby not attempted before. After ExpoNG, this layout will be sold and replaced with a larger project based on the same line.

46) Backwoods Miniatures

11 Netherton Southside, Netherton, Morpeth, Northumberland NE65 7EZ.

Tel: 01669 630255 www.backwoodsminiatures.com

47) Black Dog Mining Company

95 King Arthurs Road, Exeter, Devon EX4 9DS. Tel: 01392 410796

www.pepper7.co.uk

48) Avalon Models

Wiston Mill Farm, Crundale, Haverfordwest, Pembrokeshire SA62 4EH

49) St Reatham Hall Estate Railway

Brian Cameron
1/24th scale, 16.5mm gauge Hn18

Lord Barrow, inspired by the line built at Sand Hutton, decided that a light railway was just the thing to serve his extensive estate at St. Reatham. Like Sand Hutton it is built to 18" gauge.

The design uses the timesaver concept with the wagons designated to particular sidings. There's a card for each wagon and the train to be assembled is decided by drawing a number of cards at random. With wagons to be placed from the previous train hours of happy shunting results.

The model is to 1:24th scale and uses 16.5 gauge track (Peco track for O-16.5); this is slightly under scale for 18" gauge but the discrepancy doesn't worry me – don't let it worry you! The stock is scratch built from styrene running on Peco O-16.5 chassis and the locos use the motor bogie from the Bachmann On30 tram which are good runners and have a low profile.

50) Penrhyn Railway Society

www.penrhynrailway.co.uk

51) Association of 16mm Narrow Gauge Modellers

www.16mm.org.uk

52) Moseley Railway Trust

www.mrt.org.uk

53) Narrow Gauge Railway Society

54) David Provan

http://www.david.provan.btinternet.co.uk/narrow_gauge_model_railways.htm

55) British Overseas Historical Railway Trust

<http://users.breathe.com/pwa/borht/>

56) Amberley Working Museum

www.amberleymuseum.co.uk

57) Dargil et Lataird

**Groupe Escadrille St Michel
7mm scale, 14mm gauge O-14**

This layout represents a brickyard in an imaginary place somewhere in Europe. The train enters with loaded wagons of clay from the quarry and goes into the siding. The train then drives back to the factory to be unloaded. Then a train of empty wagons leaves the brickyard and goes back to the quarry to be loaded again with clay – and so on.

The quarry is fictitious and is hidden behind the scenes. Most of the locomotives and wagons are KScale models.

58) Calstock (Cotehele)

**Chris Peacock
7mm scale, 16.5mm scale O-16.5**

An end to end layout, based on the works at Cotehele. The layout developed on the Calstock theme to provide the workshops and ore separating sheds required in even the most basic of copper mines. Although some of the buildings come from Calstock, others are based on other West Country prototypes. Stock is based on actual items that ran in the area and are either scratch built or much modified kits.

59) 2mm Scale Narrow Gauge Group

www.2mm.org.uk

60) Worsley Works

19 Douglas Road, Worsley, Manchester M28 2SR

www.worsleyworks.co.uk

**Important – please retain your admission ticket for access
to stands 61 to 66 in the squash courts**

61) The 009 Society Members' Sales Stand

www.009society.com

62) Golden Arrow Productions

392 Harold Road, Hastings, East Sussex TN35 5HG

www.goldenarrow.me.uk

63) Model Railway Developments

www.emardee.org.uk

64) Cwmorgoth Copper Mining Company

Jean-Luc Pineau
7mm scale, 16.5mm gauge O-16.5

Strange though it may seem, the larger scale of 7mm seems to suit the minimum space layout concept very well.

North Wales is well known for its slate quarrying, but lead, gold and copper was also mined here, although not with much in the way of extensive rail networks.

Loaded ore tubs are brought out of the adit, travel down on the incline trolley, and are collected by another locomotive on the lower level. They are then taken away through the tunnel. Inclines such as these were to be found in many quarries on Wales.

I hope that the layout will make people realise that much operation is possible in a small space.

65) Corris Railway Society

www.corris.co.uk

66) Blackwood Valley Railway

P-J Saunders
7mm scale, 16.5mm scale

The Blackwood Valley Railway is my first serious layout and was started when I was 15, as a place to run my brand new Wrihtlines Bagnall and was designed to fit in an existing baseboard that had previously been refurbished. The layout takes its scenic inspiration from the mines and railway at Snailbeach in South Shropshire, near to where I live. The stock is all kit-built, mainly by myself, and they are all accurate models of 2' 4 1/2" gauge prototypes.

The main work on the layout was done in the five months before its first exhibition, although the basic oval and loop as well as the bare shells for the two main buildings had been built previously, and I had spent about seven months previously designing the layout.

Next year's ExpoNG will be held on Saturday 30th October 2010. See you there!



© 2009